

## VIS SCANPAD PORTABLE ULTRASOUND FOR DOG BREEDERS

The VIS ScanPad is available to CKC members with special savings and free expedited shipping as part of PetTech Solutions' partnership with the Canadian Kennel Club.



## ULTRASOUND DESIGNED FOR BREEDERS. YES, YOU CAN!

Ultrasound is a valuable tool for determining pregnancy, assessing fetal viability and correct formation, assessing number of fetuses, ensuring delivery of all puppies during whelping and much more.

Mitigate the travel, stress, expense that **routine** prenatal x-rays demand. Ultrasound offers a safe, convenient option allowing breeders to go into whelping with more confidence.

Ultrasound scanners can be used very successfully around 28 days' post ovulation.



### KEY BENEFITS:

Minimize travel & stress

Minimize radiation exposure

Estimate # of pups & ensure all pups are delivered

Safe, comfortable & fast





Detect pregnancy early

Monitor fetal development

### VIS TOUCHSCREEN PORTABLE ULTRASOUND SYSTEM OFFERS BREEDERS:

Bright, 15-inch high resolution (1024*768) touchscreen monitor	Touchscreen Technology
80 channels for high-resolution images	Intuitive and user-friendly design
B, M, 2B, B/M, and 4B scan modes	CE Certified

One probe is included with your ultrasound We make the following recommendations based on breed size:

<p><b>MICRO-CONVEX</b></p> 	<p><b>CONVEX</b></p> 
<p>Ideal for dog breeders scanning small to medium sized breeds such as:</p>	<p>This probe has a larger footprint than the micro-convex, &amp; a lower frequency, gives it better penetration in larger breeds. It's the 1st choice for giant breeds, such as:</p>
 <p>Chihuahua, Toy Poodle, Pekingese, Corgi, Cocker Spaniel, Labrador/Retriever, German Shepard, Rottweiler, Standard Poodle, Border Collie, Doberman, Yorkshire Terrier, Dachshund, West Island White Terrier, Whippit, Shitzu, etc.</p>	 <p>Bernese Mountain Dog, Old English Sheep Dog, Newfoundland, Irish Wolfhound, Saint Bernard, etc.</p>

Ultrasound scanners come in all shapes and sizes, and it can be **difficult to know where to start**. As a breeder, owning your own ultrasound can become an invaluable part of your breeding program, but choosing the right machine is essential. The internet is full of 'amazing' deals, but there are **4 key things to be aware of** when choosing an ultrasound machine for dog pregnancy work:

<p><b>IMAGE QUALITY</b></p> <p>A poor-quality scanner offers low image resolution resulting in grainy images, which make your job of interpreting them accurately difficult. Ask the seller to provide you with images taken from the machine – preferably of something relevant.</p>	<p><b>WARRANTY SUPPORT</b></p> <p>Make sure you receive a written warranty of at least 12 months from a company you can go back to easily. You <i>can</i> get excellent machines from faraway places such as China, but if they are a reputable company making high-quality machines, they will have a local distributor or representative who can support you if anything were to go wrong.</p>
<p><b>PROBE TYPE</b></p> <p>A lot of scanners said to be for veterinary use are in fact relabeled low-end human scanners and will not offer the correct probe size or frequency for abdominal scanning of canines.</p>	<p><b>TRAINING &amp; ONGOING SUPPORT</b></p> <p>Many professional breeders are using ultrasound due to the convenience of having a scanner readily available in the comfort of their own space. It is possible to learn to ultrasound confidently and with success. <b>PetTech Solutions is your one stop solution for best in class portable ultrasound machines and the education and support to ensure your success.</b></p> <p>Ultrasound Training courses for dog breeders are in the works and coming soon. Courses will include classroom instruction and guided practical hands-on practice.</p>